

Dräger Pac® 8500 Single-Gas Detection Device

The Dräger Pac 8500® single-gas detection device is a reliable and precise instrument even under the toughest of conditions. The device can be equipped with a hydrogen-compensated CO sensor or a Dräger dual sensor. This gives you the option of measuring two gases at once: either H₂S with CO or O₂ with CO.



Benefits

Strong performance for maximum safety

You can count on the Dräger Pac 8500 to give you reliable, precise readings at any time even under extreme conditions. Our powerful sensors with a low t-90 response time ensure quick reactions. In addition to the standard alarms, you can define extra alarm thresholds for TLV** and STEL*.

The Pac 8500 also provides a data and event logger for logging concentrations and events along with the date and time. The data can be loaded on a PC via an interface and processed further there.

* TLV® = Threshold Limit Values, STEL = Short Term Exposure Limit

Convert to two-gas detection device using a dual sensor

Your single-gas detection device can become a two-gas device when a dual sensor is used. The Dräger Pac 8500 series offers the following sensor combinations: hydrogen sulphide with carbon monoxide or oxygen with carbon monoxide. Dual sensors enable detection of even low concentrations – and all in one and the same handy device. Measuring two gases at the same time reduces downtime as well. You can take vol.% measurements of oxygen and ppm measurements of carbon monoxide simultaneously using just one sensor.

Measurement of carbon monoxide with significantly reduced cross sensitivity

In industries where carbon monoxide needs to be measured with hydrogen as a background gas, the measured value for carbon monoxide may be falsified by cross sensitivity. Thanks to the special hydrogen-compensated CO sensor from Dräger, this cross sensitivity to hydrogen is significantly reduced in the display of carbon monoxide.

Robust design – even for the toughest conditions

The Pac 8500 can easily handle even extreme conditions. The sensors can tolerate air pressures between 700 and 1,300 mbar. A membrane filter protects the sensor from foreign matter such as dust and liquids. The shock-proof, chemical-resistant housing meets the requirements specified in the IP68 standard rating.

Easy handling thanks to clear user guidance

The D-Light indicates whether functionality of the device has been tested and if it is ready to use. The housing is also designed with your safety in mind: each sensor variant of the Dräger Pac 8500 features clearly visible colour coding, thereby minimising the chance of mistakes.

User-friendly display with all important information

The large display is word-free and clearly indicates the respective gas concentration. Other important information, such as the unit of concentration and battery capacity, is also displayed. The bright backlighting ensures that all values are clearly legible in the dark.

Benefits

360° alarm with various functions

If the Dräger Pac 8500 measures hazardous gas concentrations, it sets off an audible, visual and perceptible vibrating alarm. Two bright, flashing LEDs on the top and bottom of the device ensure that the alarm is easily visible from all sides. The acoustic signal reaches a volume of 90 dB. The display can show the peak concentration measured at any given moment. Earlier alarms registered can also be retrieved at a later time even if they have been acknowledged.

The Pac 8500 with oxygen sensor has two additional alarm thresholds in addition to the standard alarm threshold settings.

Economical operating costs





All of the versions of the Dräger Pac 8500 are equipped with extremely durable DrägerSensors® and a powerful battery.

The Pac 8500 is protected against water, dust and other foreign bodies by a special membrane filter. When the filter becomes heavily soiled in use, you can quickly and easily replace it yourself. The device is then ready to use again right away. Thanks to the powerful battery, the Pac does not require charging on a daily basis and is easy to handle..

Fast function test saves time and money

Function tests and calibrations can be carried out especially efficient in the Dräger X-dock® calibration station. The automatic bump tests in the X-dock are a cost-efficient and convenient solution thanks to the short test duration and the extremely low consumption of test gas. The Pac 8500 is simply placed in the bump test station and automatically selects the correct setting

Dräger Pac® product range at a glance

	 Dräger Pac® 6000	 Dräger Pac® 6500	 Dräger Pac® 8000	 Dräger Pac® 8500
Limited operating time (2 years)	•			
Unlimited operating time		•	•	•
Service life indicator	•	(•) ¹	(•) ¹	(•) ¹
Temperature to -40°C	•	•		
Battery capacity indicator	•	•	•	•
Replaceable sensor grid	•	•	• ²	•
Peak	•	•	•	•
TLV ³		•	•	•
STEL ⁴		•	•	•
Event logger	•	•	•	•
Data logger		•	•	•
Standard gases	•	•		
Special gases			•	
Dual sensor				•

¹Configurable ³TLV* = Threshold Limit Values
²Does not apply to ozone or phosgene ⁴STEL = Short Term Exposure Limit

System Components



D-12191-2010

DrägerSensor XXS

Dräger has developed miniature electrochemical sensors specially for the Dräger Pac® and X-am® 1/2/5 generation. The sensors detect many different gases and vapours. They are also very reliable and stable over the long-term, thereby reducing your operating costs.

System Components



D-47907-2012

Dräger X-dock® 5300/6300/6600

The Dräger X-dock® series provides you with full control of your portable Dräger gas detection instruments. Automatic bump tests and calibrations with reduced test gas consumption and short testing times save time and money. Comprehensive documentation and evaluations provide you with a clear overview.



ST-740-2006

Dräger Bump Test Station

Easy to use, stand-alone and portable. With the Bump Test Station, functionality tests of gas detection and warning devices can be carried out easily and quickly.

Accessories



D-30746-2015

Dräger Configuration and Evaluation Software

Save measurement results, professionally configure gas detection instruments and viewing performance data – all that is possible with the tailor-made Dräger software.

Accessories



Calibration gas and accessories


Calibration of equipment will ensure safe operation and functionality of equipment and will also meet with the applicable regulations and codes of practice. Various calibration options are available to provide this facility.



Communication module

The communication module (including USB cable) is used to connect the equipment to the configuration and evaluation software. The module is also used for the manual bump test or manual calibration. The test gas is introduced to the Pac device through the gas inlet or outlet.

Services



Rental Service

From bridging a temporary shortage of equipment to procuring special equipment for applications involving specific requirements: If you only need to cover a temporary higher demand, then Dräger Rental Service with over 65,000 pieces of rental equipment is an economical alternative to purchasing. Fast, straightforward and with a wide range of additional services available upon request.

Services

D-2334-2016



Finance Service

Quality for every budget: State-of-the-art instruments and equipment are a key competitive factor. We help you implement investments in a financially effective manner: with attractive procurement options that increase your financial leeway, relieve the pressure on budgets and give you greater flexibility. Dräger Finance Service offers various options for different requirements. Whether rent-to-buy or leasing – we will work with you to find the right solution.

D-2329-2016



Shutdown Safety Service

You need a comprehensive safety technology solution which equips you optimally for your project. You have to comply with many different legal requirements – even under intense time pressure. A potential conflict could arise between maximum efficiency and the highest possible degree of safety. We help you to establish a balance: Our Shutdown Safety Service is a solution which takes into account all of the requirements for a shutdown, and your individual needs in particular.

D-2332-2016



On-site Safety Service

Rental shop, personnel services or comprehensive safety management: Our on-site safety services provide you with support for all projects involving special safety challenges – and of course also during your day-to-day operations.

Related Products



D-4977-2017

Dräger Pac® 6000

The disposable personal single-gas detection device, Dräger Pac® 6000, measures CO, H₂S, SO₂ or O₂ reliably and precisely, even in the toughest conditions. The robust design, quick sensor response times, and a powerful battery ensure maximum safety for up to two years with virtually no maintenance required.



D-4987-2017

Dräger Pac® 6500

The robust Dräger Pac® 6500 is your reliable companion under tough conditions. The personal single-gas detection device measures CO, H₂S, SO₂ or O₂ quickly and precisely. Quick sensor response times and a powerful battery also ensure safety.



D-4989-2017

Dräger Pac® 8000

With the robust Dräger Pac® 8000, you'll be well equipped for tough conditions: this non-disposable, personal single-gas detection device is a reliable and precise instrument, which detects hazardous concentrations of 29 different gases, including special gases like NO₂, O₃ or COCl₂.

Technical Data

Dräger Pac® 8500

Dimensions (without clip) (W x H x D)	64 x 84 x 20 mm
Weight	Approx. 106 g (113 g with clip)
Battery service life	Min. 2 years (O ₂ and dual sensors min. 12 months)
Protection class	IP68
Air pressure	700 to 1,300 hPa
Air humidity	10 to 90% relative humidity, non-condensing
Temperature	-30 °C to +55 °C (briefly down to -40 °C for 1 hr, depending on sensor)
Approvals	cCSA _{US} , IECEx, ATEX, CE

Ordering Information

Dräger Pac® 8500

Description	Measuring range	Alarm thresholds A1 / A2	Order number
Dräger Pac® 8500 H ₂ S/CO	0 – 100 ppm H ₂ S	5 / 10 ppm H ₂ S	83 26 365
	0 – 2,000 ppm CO	30 / 60 ppm CO	
Dräger Pac® 8500 O ₂ /CO	0 – 25 Vol.-% O ₂	19 / 23 Vol.-% O ₂	83 26 366
	0 – 2,000 ppm CO	30 / 60 ppm CO	
Dräger Pac® 8500 CO-H ₂ CP	0 – 2,000 ppm	30 / 60 ppm	83 26 367
Dräger Pac® 8500	As per customer request	As per customer request	83 26 343

Calibration accessories

Calibration adapter	83 18 588
Dräger X-dock® 5300 Pac	83 21 881
Dräger Bump Test Station for Dräger Pac®, without gas cylinder	83 17 410
Dräger Bump Test Station for Dräger Pac®, including one test gas cylinder (selectable gas and concentration)	83 18 586

Communication accessories

Dräger CC-Vision Basic, available free of charge at www.draeger.com	
Communication module, including USB cable	83 18 587

Spare parts

Battery	83 26 856
Sensor grid (silver)	83 26 852
Crocodile clip set	83 19 186

TLV® is a registered trademark of ACGIH®.

Notes

Not all products, features, or services are for sale in all countries.
Mentioned Trademarks are only registered in certain countries and not necessarily in the country in which this material is released. Go to www.draeger.com/trademarks to find the current status.

CORPORATE HEADQUARTERS

Drägerwerk AG & Co. KGaA
Moislinger Allee 53–55
23558 Lübeck, Germany
www.draeger.com

REGION DACH

Drägerwerk AG & Co. KGaA
Moislinger Allee 53–55
23558 Lübeck, Germany
Tel +49 451 882 0
Fax +49 451 882 2080
info@draeger.com

REGION EUROPE

Dräger Safety AG & Co. KGaA
Revalstraße 1
23560 Lübeck, Germany
Tel +49 451 882 0
Fax +49 451 882 2080
info@draeger.com

REGION MIDDLE EAST, AFRICA

Dräger Safety AG & Co. KGaA
Branch Office
P.O. Box 505108
Dubai, United Arab Emirates
Tel +971 4 4294 600
Fax +971 4 4294 699
contactuae@draeger.com

REGION ASIA PACIFIC

Draeger Singapore Pte. Ltd.
25 International Business Park
#04-20/21 German Centre
Singapore 609916
Tel +65 6308 9400
Fax +65 6308 9401
asia.pacific@draeger.com

REGION CENTRAL AND SOUTH AMERICA

Dräger Panama S. de R.L.
Complejo Business Park,
V tower, 10th floor
Panama City
Tel +507 377-9100
Fax +507 377-9130
contactcsa@draeger.com

Locate your Regional Sales
Representative at:
www.draeger.com/contact

